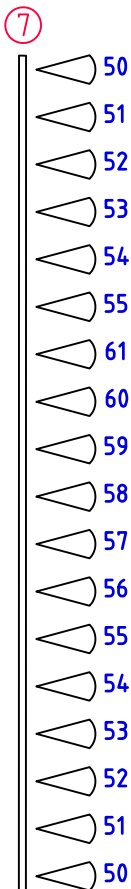
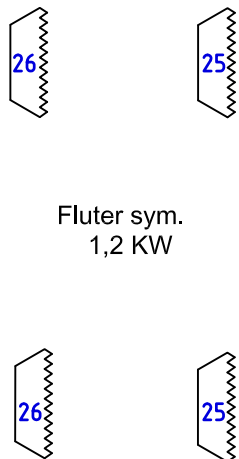


BÜHNE

Beleuchtungsstange fix

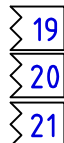


18x PAR 64 - SW
1,2 KW CP61



Fluter sym.
1,2 KW

TURM rechts
3x Fresnel - SW
1,2 KW, Strand



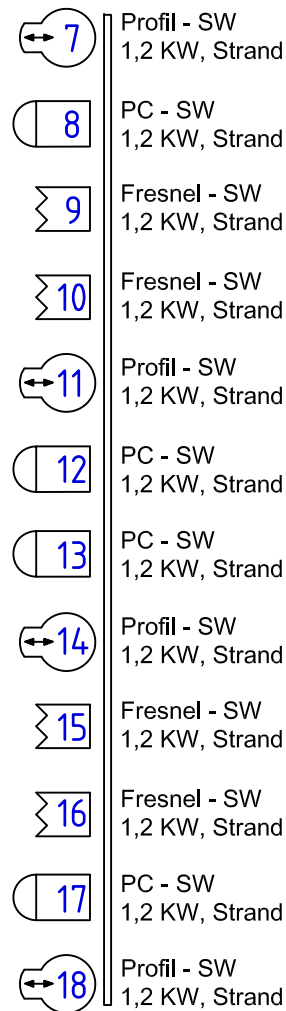
TURM links
3x Fresnel - SW
1,2 KW, Strand



9

Beleuchtungszug verfahrbar

B



7 Profil - SW
1,2 KW, Strand

8 PC - SW
1,2 KW, Strand

9 Fresnel - SW
1,2 KW, Strand

10 Fresnel - SW
1,2 KW, Strand

11 Profil - SW
1,2 KW, Strand

12 PC - SW
1,2 KW, Strand

13 PC - SW
1,2 KW, Strand

14 Profil - SW
1,2 KW, Strand

15 Fresnel - SW
1,2 KW, Strand

16 Fresnel - SW
1,2 KW, Strand

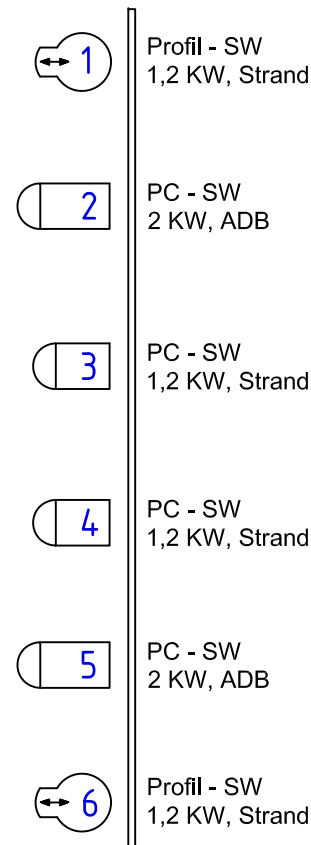
17 PC - SW
1,2 KW, Strand

18 Profil - SW
1,2 KW, Strand

SAAL

Beleuchtungsstange fix

A



1 Profil - SW
1,2 KW, Strand

2 PC - SW
2 KW, ADB

3 PC - SW
1,2 KW, Strand

4 PC - SW
1,2 KW, Strand

5 PC - SW
2 KW, ADB

6 Profil - SW
1,2 KW, Strand

Nummer = DMX-Adresse